

ONLINE: Print out the worksheet and then look at the various pictures that are located at the end of this document. Use those pictures to answer the questions.

Name: _____

Date: _____

Chemistry-2 Period _____

Chapter 3 Activity 1 "What Makes Something Art?"

Directions: At each station, look at the artwork (actual pieces or pictures) and write down your observations.

Artwork Medium	Describe the pieces of artwork at this station.	What type of art form is displayed?	What materials are used?	What properties of these materials are useful in creating artwork?	How can you use these materials to create your own artwork?
Glass Station #1	1. 2.				
Wood Station #2	1. 2.				
clay/stone Station #3	1. 2. 3.				

Artwork Medium	Describe the pieces of artwork at this station.	What type of art form is displayed?	What materials are used?	What properties of these materials are useful in creating artwork?	How can you use these materials to create your own artwork?
Metal <div data-bbox="86 332 277 430" style="border: 1px solid black; padding: 2px; width: fit-content;"> Station #4 </div>	1. 2. 3.				
Paint <div data-bbox="86 678 277 776" style="border: 1px solid black; padding: 2px; width: fit-content;"> Station #5 </div>	1. 2.				
Fabric <div data-bbox="86 933 277 1031" style="border: 1px solid black; padding: 2px; width: fit-content;"> Station #6 </div>	1. 2.				
What's this? <div data-bbox="86 1258 277 1356" style="border: 1px solid black; padding: 2px; width: fit-content;"> Station #7 </div>	1.				


Station 1:




Station 2:




Station 3:



Station 4:



Station 5:



Station 6:



Station 7:

